

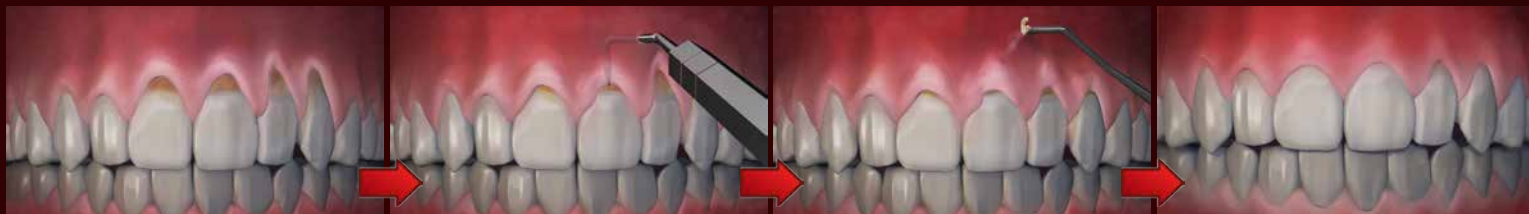


# **PINHOLE SURGICAL TECHNIQUE**

# Skyrocket Your Practice Revenue

**Chao PINHOLE SURGICAL TECHNIQUE™® (PST™®) \* \*\***

*Incision-Free, Suture-Free, Graft-Free*



**Gingival Recession**

**Patented PST instruments  
Raising and advancing flap**

**Collagen placed with  
PST Chao pliers**

**Flap stabilized  
without sutures**

- **Seen by Tens of Millions of Viewers**

- On ABC stations in N.Y., S.F. and L.A.
- On the nationally syndicated *Dr. Steve Show*
- Altogether at least 35 TV stations

- **Viewers are looking for doctors trained in the PST.**

- **Be the doctor they are looking for!**

- **REGISTER NOW  
and SKYROCKET  
YOUR PRACTICE!**

**Periodontists who recommend the seminar:**

Joel Henriod, D.D.S., CA.; Sabaratnam Vignarajah, D.M.D., Antigua;  
Ziv Simon, D.D.S., CA.; Alice Moran, D.M.D., CA.;  
Andrew Pounds, D.M.D., CA.; Rudy Gamarnik, D.D.S., CA.;  
Nick Bauman, D.M.D., KY.; John Hudon, D.M.D., AL.;  
Roger Craddock, D.D.S., TN.; Kevin O'Shea, D.D.S., CA.;  
John Elliott, D.D.S., CA.; Paul Chu, D.D.S., CA.;  
Raymon Kenzik, D.D.S., FL; Ahmad Eslami, D.M.D., WI.

**General Dentists who recommend the seminar:**

Thomas Hirsch, D.D.S., CA; Craig Newman, D.D.S., Australia;  
Cedric Coucke, D.D.S., Dubai; Jordi Olive, D.M.D., Spain;  
Bruce Fine, D.D.S., NJ; Philip Goduco, D.D.S., IL.;  
Douglas Schulz, D.D.S., KS.; Christopher Bowman, D.D.S., NC.;  
Michael Higashi, D.D.S., WA.; Larry Wheeler, D.D.S., AZ.;  
Robert Weintraub, D.M.D., NJ; Edward Ines, D.D.S., CA.;  
Wellington Eng, D.D.S., CA; David Roholt, D.D.S., CA.

**[www.PinholeSurgicalTechnique.com](http://www.PinholeSurgicalTechnique.com)**

**(Chao J. Int J Periodontics Restorative Dent 2012; 32: 521-531.)**

**Patented by John Chao, D.D.S.**

**Call (888) 705-1390**

Friday - Saturday  
Friday - Saturday  
Friday - Saturday  
Friday - Saturday  
Friday - Saturday  
Friday - Saturday

November 8-9, 2013  
December 6-7, 2013  
December 13-14, 2013  
January 10-11, 2014  
February 7-8, 2014  
March 7-8, 2014

**FULL**

**FULL**

**FULL**

**FULL**

7:00 am - 5:00 pm  
7:00 am - 5:00 pm  
7:00 am - 5:00 pm  
7:00 am - 5:00 pm  
7:00 am - 5:00 pm  
7:00 am - 5:00 pm

**Course Fee: \$5,000 • 14 CE Units for California Licensees**

**Early Bird Registration: \$4,500 if registered 30 days prior to course date**

**Hands-on Porcine Workshop with Live Surgeries and 24 hr. Post-ops**

**Register Now! (888) 705-1390**

**Course Fee Subject To Change Without Notice**

**100 S. First Street, Alhambra, CA 91801 (Los Angeles)**

**\*Method Patent No. US 8,202,092 B2 \*\*Instrument Patent No. US 8,007,278 B2**

The logo features the text "XCEL SEMINARS" in a bold, black, sans-serif font, centered within a yellow oval. This oval is surrounded by a thick, yellow rope that forms a rectangular border with rounded corners. The rope has a detailed braided texture and is set against a solid brown background.

# **XCEL SEMINARS**



# 7th Annual Comprehensive Dental Skills Series

Crowne Plaza San Jose/Silicon Valley

## **Jan. 26, 2014: Contemporary Restorative Trends: Separating Fact from Fiction**

*Dr. Dan Ward serves as editor of the ASDA Journal and is also is an Assistant Clinical Professor at Ohio State University and in private practice in Columbus, Ohio.*

## **Feb. 9: Enhance your Restorative Results with Crown Lengthening and Soft Tissue Grafting**

*Dr. James Kohner, a Periodontist for over 35 years and teacher for 20 years, is an expert in periodontal /restorative relationships*

## **March 2: Modern Ceramic Restorations—Work Smarter, not Harder**

*Dr. Faroud Hakim is Vice Chair of the Department of Restorative Dentistry at University of the Pacific and also maintains a private practice. He discusses complex rehabilitations to conservative single tooth restorations.*

## **March 16: Secrets of Pediatric Dentistry—What You Weren't Taught in Dental School!**

*Dr. David Rothman is a Diplomate of the American Board of Pediatric Dentistry, has completed an Anesthesiology Residency, lectures extensively and has been published in the Journal of the American Dental Association.*

## **April 27: OSHA, Infection Control & the CA Dental Practice Act**

*Nancy Andrews, RDH, has entertaining methods to help the dental team navigate the sea of state and federal regulations.*

## **July 13: Technological Advances in Endodontic Treatment**

*Dr. Frank Cervone is and endodontist in private practice and a Diplomate of the American Board of Endodontics. He has written papers and has lectured nationally and internationally on Endodontic Infections, Dental Trauma and Contemporary Endodontic Treatment*

**Crowne Plaza S. Jose/Silicon Valley 777 Bellew Dr. Milpitas, CA 95035**

**Hotel is minutes from the 880, 680, 101 & 237 Fwys**

**ALL COURSES ARE ON SUNDAYS & 7 CA & AGD CEs EACH \$175 EACH COURSE, OR ENTIRE 6 COURSE SERIES (42 CA & AGD CES) FOR ONLY \$525**

**BONUS  
HANDS-ON  
COURSE:  
ONLY  
\$229**

**June 22, 2014: Hands-On Removable Prosthodontics and Denture Reline - Dr. Ian Shuman**

COURSE SERIES  
SPONSORED BY:



## COURSE TOPICS

**Restorative Trends:** *Modern dentistry is ever changing with new materials and techniques. Long held beliefs may not always be accurate and it is difficult to decide which to implement. With our aging population it is also important to use age-appropriate restorative materials. His subjects will include:* Review the development of dentin bonding agents and understand the challenges including post operative sensitivity, MMPs, aprismatic enamel and hydrolyzation ♦ Review the improvements in composites including pre-polymerized, glass ionomer, spherical, and nano fillers and new resin polymers ♦ Updated pulp capping protocols ♦ New products that improve patient- new tooth whitening systems, anesthesia buffering solutions, sonically activated composite systems, and resin infiltrated micro-invasive techniques ♦ Crown and bridge materials that simplify treatment ♦ Innovative smile design to predictably produce esthetic smile outcomes

**Crown Lengthening and Tissue Grafting:** *Crown Lengthening and soft tissue grafts are some of the most commonly required procedures to enhance restorative results, yet they are often underutilized. This course provides evidence based concepts and practical applications for both modalities and how they WILL enhance your restorative results. Crown lengthening concepts include:* How to handle uneven gingiva in the anterior region; ♦ Getting predictable impressions EVERY TIME; ♦ Preservation of esthetics in the final tissue contours; and ♦ Coordinating restorations with surgical interventions. Grafting concepts include: ♦ Having the gingiva stay in place by the margins of newly placed esthetic crowns ♦ How Gingival Grafts will create zones of attached gingiva providing a predictable way to stop recession from progressing ♦ How Connective Tissue Grafts can achieve root coverage in cases of severe recession, especially in the maxilla where esthetics are important.

**Modern Ceramic Restorations:** *With the explosion in ceramic material choices in today's indirect restorative arena, practitioners often find themselves puzzled about what type of crown to prescribe for a given indication. Special emphasis will be placed on strategies and techniques that lead to optimal outcomes with regards to quality, while increasing speed and productivity. Real strategies will be provided to the audience to maximize the efficiencies in their crown and bridge practice while delivering long lasting and beautiful restorations that increase patient satisfaction! The course aims to demystify the selection criteria. The audience will learn:* current ceramic classes ♦ selection rubric ♦ indications across anterior, posterior, single and multi-unit ♦ preparation design ♦ full-proof impression techniques ♦ cementation vs. bonding rational ♦ modern supportive armamentarium and gadgetry

**Pediatric Dentistry for GP's:** *Are you overwhelmed with angst when you know children will be coming to your office? The presentation will address topics such as behavior management, anesthesia, sealants, esthetic restorative dentistry, pulp therapy and space maintenance generally without use of high tech and expensive gadgets. It will also include a segment on medical emergencies. Objectives include:* Understand and utilize esthetic and resin based materials in restorative techniques treatment plan and utilize appropriate dental materials for maintenance of a devitalized primary tooth and immature permanent tooth ♦ understand the importance and options for space maintenance in the primary and mixed dentition ♦ Identify medical and sedation emergencies in children ♦ Develop an appropriate emergency kit and emergency protocol ♦ Identify risk factors for pediatric patients based upon their unique anatomy, physiology and childhood diseases

**OSHA, Infection Control and CA DPA:** This course will not only entertain you and your staff but will enable attendees to meet license renewal requirements and state and federal requirements for OSHA Bloodborne Pathogen training, the California Dental Practice Act and Infection Control.

**Hands-on Removable Prosthodontics (an additional fee is required for this course):** *Like most dentists, you are probably doing less denture cases than you should be, because your confidence level is not high enough! Dr. Shuman will teach "how to simplify the process of denture fabrication". Topics to be covered include:* Case planning and selection ♦ Case preparation ♦ Instrumentation ♦ Relining ♦ Immediate denture duplication ♦ Custom Tray fabrication ♦ Impressions and tissue control ♦ Record base fabrication ♦ The use of baseplate wax ♦ Establishing vertical dimension ♦ Tooth selection ♦ Materials and much more!

**Current Scientific Evidence in Endo:** *This course is designed for the dental clinician who desires to stay at the forefront of the latest scientific advancements, endodontic techniques and schools of thought. Discussion will include:* NiTi metallurgy and irrigation technologies that are cutting edge and changing endodontics ♦ The Science & Physics of Instrumentation: Advances in metallurgy and fi le engineering that address cyclic fatigue and fi le separation. ♦ Efficiency with Fewer Files: Design enhancements that deliver consistent canal shapes in less time and with fewer instruments ♦ Energized Irrigation Protocols: New technologies and techniques for removing bacteria and the smear layer ♦ Obturation: State of the art, centrally condensed gutta-percha technologies vs. single-cone techniques.

| TUITION                           | 6 COURSE SERIES MEMBERSHIP                                       | EACH INDIVIDUAL COURSE  |
|-----------------------------------|--|---|
| More than 14 days before an event | Dentist: \$525 Staff: \$325<br>Add \$229 to attend the Hands-on  | Endo Lecture - \$175 Dentist, \$145 Staff<br>\$329 for the Hands-on |
| Less than 14 days before an event | Dentist: \$545, Staff: \$345<br>Add \$249 to attend the Hands-on | Endo Lecture - \$195 Dentist, \$165 Staff<br>\$349 for the Hands-on |

Fees include continental breakfast, CE credits and free hotel parking. Registration is at 7:30am, the course is 8am-3:30pm. It is an extra \$20 fee for all onsite and walk-in registrations.

Last Name \_\_\_\_\_ First Name \_\_\_\_\_ Email \_\_\_\_\_ Phone \_\_\_\_\_

Address \_\_\_\_\_ City \_\_\_\_\_ State \_\_\_\_\_ Zip \_\_\_\_\_

**Cancellation Policy:** Series registration is non-refundable. For individual courses, with written cancellation at least 14 days prior to a seminar, a refund will be issued less a \$50 cancelation fee. No refund or credit less than 14 days from an event.

Additional registrants \_\_\_\_\_ Course Dates: \_\_\_\_\_ Total Amount \_\_\_\_\_

**Register online at [www.xcelseminars.com](http://www.xcelseminars.com)**

Mail checks: Xcel Seminars, PO Box 441745, Aurora, CO 80044 • If you have any questions please call Erin at 310-663-4055 • Fax: (866) 332-5891

Although Xcel Seminars does have sponsorship relationships with dental manufacturers and suppliers,  
we are dedicated to providing only evidence-based information in our courses.



Approved PACE Program Provider FAGD/MAGD Credit Approval does not imply acceptance by a state or provincial board of dentistry or AGD endorsement. (10/01/11) to (09/30/2015) We are a California Board Approved provider, permit #4536, Valid until 7/31/15

The logo features the word "DENTIMAX" in a bold, black, sans-serif font, centered within a horizontal yellow oval. This oval is surrounded by a thick, yellow rope border that forms a rectangular frame with rounded corners. The rope has a detailed three-strand braid pattern and is set against a solid brown background. The ends of the rope are visible at the top, where they are tied into small knots.


**DENTIMAX**

# DentiMax

Ask about  
our In-House  
Financing!

## Digital Sensors

DentiMax's Imaging software integrates with ALL leading practice management software and nearly all digital imaging hardware, providing the flexibility of choice to integrate digital panoramic, digital sensors, intra oral and scanning hardware.



Choose from:  
**Size 1 & 2  
Sensor  
Bundles**

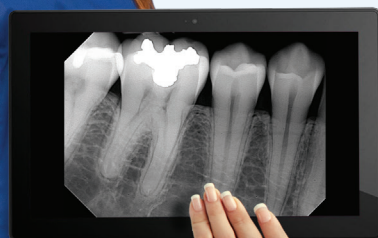
INCLUDES:

**FREE** 5-Year Warranty, expires 2/28/14.  
**FREE** Installation, Set-up, Training  
**FREE** Year of Imaging Software Support  
**FREE** Sensor Sleeves & XCP-DS FIT Positioner  
Also includes Manufacturer Warranty and First Software License

**Excellent—  
Good Image Quality**

**Clinicians Report September 2011**

An independent, nonprofit, dental education and product testing foundation. For the full report, call (800) 704-8494



### SPECIAL OFFER

**Complete Digital Imaging Bundle**

# FREE 5-Year WARRANTY

Both offers expire 02/28/14



- Imaging Software
- DentiMax Size 2 Sensor
- DentiMax Size 1 Sensor
- Size 2 Sensor Positioner
- Size 1 Sensor Positioner
- Two 1-hour Training Sessions
- Manufacturer Warranty
- 1 Year FREE Support
- Instructional Video
- Sensor Sleeves



**Add a La Carte Items to the Imaging Bundle.**

Additional Size 1 Sensor  
Additional Size 2 Sensor  
Imaging Software (Add'l Computer)  
5-year Extended Warranty & Loaner Program (#2 Sensor)  
5-year Extended Warranty & Loaner Program (#1 Sensor)

**Ask for details on our 5-year Warranty  
& Loaner Program!**

**Call (800) 704-8494 • [www.dentimax.com](http://www.dentimax.com)**

# DentiMax

Call for  
Amazing  
Specials  
Ends 02/28/14

## Complete Practice Management Software

### DENTIMAX BASIC

**GOOD**

#### DentiMax Practice Management Software



Add ADA codes  
for only \$99

- Scheduling
- Billing
- E-claims
- Statements
- Treatment Planning
- Recalls
- and much more!

Single Computer ..... \$499  
2 Computer Network Version ..... \$1199  
8 Computer Network Version ..... \$1799

### DENTIMAX ADVANCED

**BETTER**

#### DentiMax Practice Management Software



Add ADA codes  
for only \$99

- Scheduling
- Billing
- E-claims
- Statements
- Treatment Planning
- Recall
- Clinical charting
- Perio chartings
- PSR exam
- Electronic prescription writing
- Text/email patients
- Office messaging
- Auto clinical notes
- Lab tracking
- and much more!

Single computer ..... \$998  
8 Computer Network Version ..... \$2499\*

\*CDT Codes included with Advanced for Networks

### DENTIMAX BUNDLE

**BEST**

#### DentiMax Practice Management Software



- Scheduling
- Billing
- E-claims
- Statements
- Treatment Planning
- Recalls
- Clinical charting
- Document center
- Perio charting
- PSR exam
- Electronic prescription writing
- Time clock
- Advanced scheduling
- 13 months of toll free phone support
- 4 Hours of Training
- ADA codes
- Credit card module
- Text/email patients
- Office messaging
- Auto clinical notes
- Lab tracking
- and much more!

Single Computer ..... \$2349  
8 Computer Network Version ..... \$4249\*

\*CDT Codes included with Advanced for Networks

### SPECIAL OFFER

#### Complete Sensor & Practice Management Bundle

**FREE** 2-Day On-Site Training

AND

**FREE** 5-Year WARRANTY

Both offers expire 02/28/14

Package includes everything from the DentiMax Bundle Plus these digital imaging items:

- DentiMax Imaging Software, 5-workstation License
- Size 1 Digital Sensor
- Size 2 Digital Sensor
- Two Hours of Training
- 18-month Manufacturer Warranty (5-year warranty available)
- Instructional Video
- Sensor Positioners



Networks ..... \$17,999

(Practice management software license is for 8 computers; imaging software license is for 5 computers; call for more computers.)

**// I've been involved in the dental industry for over 27 years and can unequivocally say that DentiMax is an excellent tool for both new and existing dental practices. Used in combination with documented practice business systems, DentiMax will help increase your practice's cash flow and productivity while making your workflow smooth and transparent to patients. It is wonderful to see such a complete software package that is so intuitive and easy to use. //**

— Dr. Roger P. Levin, DMD Jersey City, NJ

Call (877) 987-8444 • [www.dentimax.com](http://www.dentimax.com)