

A decorative banner with a rope border. The banner is yellow and contains the text "AAFE" in bold, black, block letters. The rope border is yellow with black outlines and is tied in a knot at the top center. The background is a solid brown color.

AAFE

2120 South Green Road
South Euclid, OH 44121
WWW.FACIALESTHETICS.ORG
800.952.0521



AAFE
AMERICAN ACADEMY
OF FACIAL ESTHETICS

Botox® and Dermal Filler
Training for Every Practice

FrontlineTMJ and
Facial Pain Therapy

2013 COURSE CATALOG
WWW.FACIALESTHETICS.ORG

REGISTER TODAY!
LIMITED AVAILABILITY!

SCAN FOR DETAILS!

SIGN UP BY MAY 1ST & SAVE UP TO \$700

SyncUp

FOLLOW, FRIEND & CONNECT!

TWITTER: @FACIALESTHETICS

EMAIL: FEEDBACK@FACIALESTHETICS.ORG

FACEBOOK: FACEBOOK.COM/FACIALESTHETICS



SignUp

NAME _____ TITLE _____ AGD# _____

ADDRESS _____ CITY _____ STATE _____ ZIP _____

E-MAIL _____ DENTAL LICENSE # _____ STATE _____

PHONE _____ MOBILE _____

DATES ATTENDING FRONTLINE TMJ AND FACIAL PAIN COURSE _____

DATES ATTENDING BOTOX® AND DERMAL FILLER TRAINING COURSE _____

HOW DID YOU HEAR ABOUT THIS COURSE? _____

PAYMENT IN THE AMOUNT OF _____ TO BE PAID BY _____

VISA MASTERCARD DISCOVER AMERICAN EXPRESS

CARD NUMBER _____ EXP. DATE _____ CVV* CODE _____

Submit

SEND IN BY MAY 1ST & SAVE UP TO \$700!

FAX: 216.395.0110

EMAIL: THERESA@FACIALESTHETICS.ORG

CALL: THERESA AT 1.800.952.0521 TO REGISTER



TERMS & CONDITIONS

Model Patients: It is recommended that each participant brings a model patient to treat and will need to purchase one vial of Botox® and one syringe of dermal filler material for the appropriate course from the course sponsors. Additional vials and syringes will be available for purchase at the course if participants would like additional practice.

Cancellation Policy: Fully refundable no later than 5pm same date one month before course minus \$775 handling fee. No refunds after same date one month before course. We reserve the right to cancel a course and cannot be responsible for hotel deposits or non-refundable airline tickets or any other associated fees. We take no responsibility regarding state board requirements. Participants are responsible for determining whether they are able to perform these procedures. Please refer to our website for complete policies.

California: CA dentists can now place Botox/Dermal Fillers as defined by the CA B. & P. Code section 1625. The American Academy of Facial Esthetics is a CE register provider #5032 by the Dental Board of California.

NJ & GA: 21 Hour AAFE Board Approved Courses in NJ and GA additional \$300 tuition.

Botox® and Dermal Filler Training for Every Practice

THE BEST COMPREHENSIVE LIVE PATIENT TRAINING AVAILABLE

The AAFE Botox and dermal fillers live patient training course objective is to enable attendees to offer practical concepts, techniques and new dental services, and be proficient with the materials, techniques, and instrumentation of Botox and dermal fillers. We comprehensively train dental professionals in the dental esthetic and therapeutic uses in the oral and maxillofacial areas so they can immediately integrate this into their daily practice.

UPCOMING COURSE DATES

April 12-13..... Milwaukee	June 7-8..... Los Angeles
April 19-20..... Denver/MDDS	June 7-8..... Minneapolis
April 26-27..... San Diego	June 14-15..... Scottsdale
May 3-4..... Boston NEW!	June 14-15..... Cleveland
May 3-4..... Orlando	June 21-22..... Atlanta w/ GDA (Level I & II)
May 3-4..... Salt Lake City	July 12-13..... New Orleans
May 3-4..... Bethesda, MD	July 19-20..... Lexington
May 10-11..... Orange Cnty. (Level I, II, III)	July 19-20..... Indianapolis
	July 26-27..... Houston

COURSE HIGHLIGHTS

- Patient assessment and consultation for Botox® and dermal fillers
- Botox for dental esthetic and dental therapeutic uses in the maxillofacial areas
- Integrating Botox and dermal fillers into your dental treatment plans
- Management and treatment of possible complications
- One on one instruction as you work hands-on with your live patient
- Beautiful lip enhancements, enhancing the cupid's bow, and creating proper lip to teeth relationships for proper smile and lip lines
- Volumizing nasolabial folds, marionette lines, and lifting up the corners of the mouth

SIGN UP & SAVE!

SIGN UP BY MAY 1ST & SAVE MORE!

Save \$500! Tuition for Any Two Days: ~~\$3497~~ \$2997.

Save \$600! AACD/AGD Members: ~~\$3497~~ \$2897.

Save \$700! AAFE Members: ~~\$3497~~ \$2797 and bring a team member for FREE!

Save \$900! All Three Days Tuition: ~~\$5497~~ \$4497.

Non-AAFE Members: Additional team members add \$395/day.

Save Over \$3000! Sign up for all three days, AAFE membership, and bring two team members for FREE! All for only \$4797

Frontline TMJ and Facial Pain Therapy

LIVE PATIENT TWO DAY COURSE

Many of your friends, family, and patients suffer from some form of headaches, migraines, stress, occlusion, and TMJ. This course is the missing link that will teach you how to comprehensively evaluate, diagnose, and treat those who suffer from TMJ syndrome and myofascial pain.

UPCOMING COURSE DATES

April 18-19..... Denver (MDDS)	June 13-14..... Cleveland
April 25-26..... San Diego	June 13-14..... Scottsdale
May 2-3..... Boston NEW!	June 20-21..... Atlanta
May 2-3..... Orlando	July 11-12..... New Orleans
May 9-10..... Orange County	July 25-26..... Houston
June 6-7..... Los Angeles	

COURSE HIGHLIGHTS

- How to quickly identify and diagnose facial pain patients in your practice
- Learn why you should not initially spend a dollar on expensive equipment for facial pain diagnosis and treatment
- Learn the two most important free tools used to diagnose myofascial pain
- No more "occlusion confusion" when it comes to TMJ treatment
- Learn on live patients how to precisely identify and inject trigger points for instant and long term pain relief
- Understand when to use different chemotherapeutics for best short-term and long-term therapeutic outcomes
- Learn when to treat and when to refer myofascial pain patients what you must do and what you must not do for facial pain patients
- Understand the use of chemotherapeutics such as Botox for simple and effective pain management and differential diagnosis
- One-on-one comprehensive mentored instruction

TESTIMONIALS

"Great course! I have taken other Botox training seminars and AAFE has been the best experience. I joined AAFE and the learning experience has gone beyond the two day course"

— Olinga Hargreaves DDS

"Wow what a fantastic course. The feedback from my pain patients has been positive; beyond my expectations, and theirs! When I showed illustrations from the course to the individuals, they instantly understood and felt like their complaints were legitimate. Thank you!"

— Margaret Mitchell, DDS



ABOUT US



HOW ARE WE DIFFERENT?

The American Academy of Facial Esthetics (AAFE) is the premier live patient training organization for Botox and dermal fillers for dental esthetic and pain therapeutic uses in the oral and maxillofacial areas. The AAFE provides the most comprehensive training to achieve the best esthetic and therapeutic outcomes within the scope of state dental practice acts. Our outstanding post-course support will insure successful procedure integration into your practice and is only available through the AAFE.

OUR RENOWNED FACULTY:

- Louis Malcmacher DDS MAGD
- Kristine Krever MD DABFM
- Peter Harnois DDS
- James Jesse DDS
- Tony Feck DMD DDOCS
- Lisa Germain DDS
- Gigi Meinecke DDS
- Jill Lezaic MD
- Anthony Scarcella MD
- David Kimmel DDS
- Shannon Gunderson RN BSN
- Lisa Reyna PA
- Jami Larsen RN
- Maria Becker RN



MEMBER BENEFITS:

- Exclusive incentives on products and seminars
- AAFE Accreditation
- AAFE Advanced Hands-on Training Seminars
- Online Search Directory
- Professional Marketing Materials
- Exclusive Member Videos
- Monthly Newsletter
- Discussion Boards and Case Presentations
- Mentoring & Advocacy
- DVD Educational Programs
- Financial Incentives from Business Partners

EARN UP TO 24 PARTICIPATION CE CREDITS!

CE credit provided by Common Sense Dentistry which is designated as an approved PACE Program Provider by the Academy of General Dentistry. The formal continuing education programs of this program provider are accepted by the AGD for fellowship, mastership, and membership maintenance credit. Attendance in any of the courses in this brochure will provide 8 hours of participation credits per day and 24 hours total for all three days.



The logo features the text "SOTA IMAGING" in a bold, black, sans-serif font, centered within a yellow oval. This oval is surrounded by a thick, yellow rope border that forms a rectangular shape with rounded corners. The rope has a detailed braided texture and is set against a solid brown background. The rope appears to be tied at the top center, with the ends hanging down.

SOTA IMAGING

3-DAY SALE

April 11-13, 2013

sotaimaging.com
1.888.266.SOTA



- Highest rated Intraoral Camera
- Free Lifetime Tech Support
- Free Imaging Software
- Hassle free integration



26.3 Line Pairs / mm
The largest active area plates in the industry.

As seen in Dentistry Today & Dentistry News Journal, the Clio Digital X-ray System is simply the best!

BOOTH #773



Anaheim Convention Center
April 11-13, 2013

MANUFACTURER'S COUPON

The Award-Winning
claris i4D Intraoral Camera

\$1250 OFF

MSRP: ~~\$3750~~

Coupon Code: DNTLTRC1. Discount redeemable in person or over the phone April 11-13, 2013. Claris i4D MSRP: \$3750. Receive \$1250 off MSRP price with coupon only (total price with coupon: \$2500). Restrictions apply. Speak to a SOTA representative for more details. While supplies last. SOTA Imaging reserves the right to adjust or discontinue promotion at any time. Call 888-266-7682 to purchase your camera or visit CDA Anaheim '13 Booth #773.

MANUFACTURER'S COUPON

clio The Highest Quality
Digital X-Ray Sensors

20% OFF

Additional **\$1000 OFF**
with trade-in of old x-ray sensor

Coupon Code: DNTLTRC2. Discount redeemable in person or over the phone April 11-13, 2013. Clio X-Ray sensors vary in price depending on size and package combinations. Speak to a SOTA representative for more details. While supplies last. SOTA reserves the right to adjust or discontinue promotion at any time. Call 888-266-7682 to purchase your x-ray sensors or visit CDA Anaheim '13 Booth #773.

sotaimaging.com

FREE


Travel Tote Bag



No purchase necessary. Available in person only. Come to booth #773 at the CDA in Anaheim, CA April 11-13, 2013. with coupon and receive a free travel tote bag. Must have coupon present to redeem free tote bag. While supplies last.



**SOUTHERN CALIFORNIA
ACADEMY OF GENERAL DENTISTRY**



The Southern California Academy of General Dentistry & The Western Society of Periodontology

present



Periodontal Disease 2013: Including Crown Lengthening Technique, Scaling & Instrumentation, Diagnosis and the Responsibilities of General Dentists & Hygienists

**Sunday, June 2, 2013 Registration 7:00 am to 8 am
Program: 8:00 am to 5:00 pm Lunch 12:00 to 1:00 pm**

Embassy Suites Hotel - Anaheim South
11767 Harbor Blvd., Garden Grove, CA 92840 Telephone: 714-539-3000
Free Parking, Continental Breakfast and Fabulous Buffet Lunch Included

8 CE Units
Speaker-Instructors

Jin Y. Kim, DDS, MPH, MS has board certification in periodontics and in implant dentistry. He holds advanced degrees in pathology and in oral biology and practices implant dentistry in Diamond Bar and Garden Grove. Dr. Kim lectures nationally and internationally. He is a past-president of the Western Society of Periodontology.
Subject : Maintaining ideal health around teeth and dental implants.



Gerald Drury, MS, DDS, FACD is the past chairman of the American Board of Periodontology, editor of the Journal of the Western Society of Periodontology, clinical professor & course director, Advanced Periodontology at USC, past-president of the California Society of Periodontists and the Western Society of Periodontology. An AAP trustee, he practices in Hermosa Beach.
Subject : Diagnosis, etiology and treatment of periodontal disease.



Anna Matsuishi Pattison, RDH, MS, is a former associate professor and chair of dental hygiene at USC, co-author of Periodontal Instrumentation and a contributor to Carranza's Clinical Periodontology, and was editor-in-chief of Dimensions of Dental Hygiene. She is now co-director of the Pattison Institute which offers online videos, lectures and workshops.
Subject : Current advanced periodontal hygiene instrumentation techniques.



Paulo Camargo, DDS, MS, MBA is professor of periodontics at UCLA School of Dentistry and currently associate dean of clinical dental sciences. Dr. Camargo lectures nationally and internationally on periodontal and bone regeneration issues and has published 70 scientific papers on periodontal disease. He is a diplomate of the American Board of Periodontology.
Subject: The current state of periodontal surgery for pocket elimination and crown lengthening technique.




Since January, 1998 California law requires all patients "of record" to have a medical history, a specific diagnosis and treatment plan and a periodontal evaluation with pocket charting, performed by either the primary care provider (GP) or a periodontist. For the complex-comprehensive cases a dedicated-detailed written treatment plan is recommended as opposed to a "fill-in-the-blanks" office form. Standards of care are constantly evolving, as you will learn about at this presentation given by four periodontist experts who will explain the four categories of periodontal treatment that you need to know about with every patient in order to practice within the standard of care.

This course is vital for all dentists, hygienists, treatment coordinators & office staff

Phillips Accounting
(714) 667-2311
Dental Practice Experts

**For More Information call SCAGD at 310- 471-4916
Or Contact Drrobertgarfield@aol.com**



The Southern California Academy of General Dentistry & The Western Society of Periodontology

present

Periodontal Disease 2013: Including Diagnosis, Crown Lengthening, Scaling and Current Instrumentation, and the Responsibilities of Today's Dentists & Hygienists

More Information on the Other Side of This Flyer

At this June 2, 2013 CE course you will learn:

1. Periodontitis is extremely prevalent in adults and is linked to many systemic disorders. This course will describe how to diagnose it clinically and radiographically and learn about the treatment options.
2. Dental implants are used to replace missing teeth. What factors influence their prognosis? How is maintenance accomplished? How do we use dental implants in complex cases?
3. Scaling is one of the most difficult procedures in dentistry to do well. Learn how little calculus we remove per stroke. Learn about new innovations in hand instruments, ultrasonics and tips. Understand how to try to reach difficult anatomy. What about local medicaments? What does the Periodontal Academy think about lasers?
4. Discuss the rationale of surgical pocket reduction and crown lengthening techniques. Describe how to manage soft tissues and osseous contouring in flap procedures. Understand physiologic bone architecture and how it applies to pocket reduction and tooth exposure. Learn suturing techniques and flap design.

Registration Form

(Please print clearly in Capital letters using a dark pen)

License No: _____ 6-Digit AGD No. if a Paid Member: _____ WSP No. _____
 Name: _____ DR/RDH/RDA
 Address: _____ City: _____ ST _____ ZIP _____
 Phone No: _____ Fax No: _____ E-Mail: _____
 Credit Card No: _____ Exp: _____ Sec.Code: _____ Amount: _____
 Credit card billing address & zip: _____

Cancellation Policy: Must be within 10 days of the meeting for a 90% refund. Otherwise a credit voucher for another meeting within one-year will be issued to you.

<u>Tuition Due by</u>	<u>May 25, 2013</u>	<u>After Due Date</u>	<u>At the Door</u>
AGD or WSP Member	\$210	\$225	\$400
Non-AGD/WSP Member	\$275	\$325	\$400
RDA/DA/RDH	\$110	\$135	\$150

Continental Breakfast, Fabulous Buffet Lunch & Free Parking Included

Make checks payable to SCAGD & mail with this form to SCAGD, 2720, Aqua Verde Circle, Los Angeles, CA 90077-1502 or Fax this completed form to 310-472-6729

The logo features the word "DENTIMAX" in a bold, black, sans-serif font, centered within a yellow oval. This oval is surrounded by a thick, yellow rope border that forms a rectangular shape with rounded corners. The rope has a detailed braided texture and is set against a solid brown background. At the top center of the rope border, there is a small knot or loop.

DENTIMAX

DentiMax

Amazing
CDA Show
Specials!

Booth #1774

Digital Sensors

DentiMax's Imaging software integrates with ALL leading practice management software and nearly all digital imaging hardware, providing the flexibility of choice to integrate digital panoramic, digital sensors, intra oral and scanning hardware.

“I have been very pleased with the DentiMax Digital Imaging solution. I get high-quality images that are easy to diagnose. The software is user friendly and affordable. Additionally, DentiMax's customer service and technical support have been excellent.”

— Peter Fuentes, DMD Jersey City, NJ

DentiMax DIGITAL X-RAY SENSOR

SIZE: 2

Type: Size 2 CMOS Sensor
Connection: Direct USB Connect / No Box
Dimensions: 36.00 mm x 25.99 mm
Thickness: 5.41 mm
Pixel Size: 19 Microns x 19 Microns

\$6,999




DentiMax DIGITAL X-RAY SENSOR

SIZE: 1

Type: Size 1 CMOS Sensor
Connection: Direct USB Connect / No Box
Dimensions: 24.35 mm x 36.73 mm
Thickness: 5.41 mm
Pixel Size: 19 Microns x 19 Microns

\$5,999



SPECIAL OFFER

Complete Digital Imaging Bundle

\$13,499

Everything you need to take digital x-rays in one box!



- Imaging Software
- DentiMax Size 2 Sensor
- DentiMax Size 1 Sensor
- Size 2 Sensor Positioner
- Size 1 Sensor Positioner
- Two 1-hour Training Sessions
- Manufacturer Warranty
- 30-Days FREE Support
- Instructional Video
- Sensor Sleeves

Add a La Carte Items to the Imaging Bundle.

Size 1 Sensor	\$5,999
Size 2 Sensor	\$6,999
Imaging Software (Add'l Computer)	\$185
5-year Extended Warranty & Loaner Program (#2 Sensor)	\$749
5-year Extended Warranty & Loaner Program (#1 Sensor)	\$549

Ask about our 5-year Warranty & Loaner Program!

Come by booth #1774 at the CDA to checkout our amazing, over-the-top show specials!

All show specials expire last day of show!

Call (800) 704-8494 • www.dentimax.com

DentiMax

Amazing
CDA Show
Specials!

Booth #1774

Complete Practice Management Software

DENTIMAX BASIC **Best Value**

DentiMax Practice Management Software



Add ADA codes
for only \$99

- Scheduling
- Billing
- E-claims
- Statements
- Treatment Planning
- Recalls
- and much more!

Single computer \$499
Networks up to 2 computers \$1199
Networks up to 8 computers \$1799

DENTIMAX ADVANCED

DentiMax Practice Management Software



Add ADA codes
for only \$99

- Scheduling
- Billing
- E-claims
- Statements
- Treatment Planning
- Recall
- Clinical charting
- Perio chartings
- PSR exam
- Electronic prescription writing
- Text/email patients
- Office messaging
- Auto clinical notes
- Lab tracking
- and much more!

Single computer \$998
Networks up to 8 computers \$2499*

*CDT Codes included with Advanced for Networks

DENTIMAX BUNDLE **Best Seller**

DentiMax Practice Management Software



*CDT Codes included with Advanced for Networks

- Scheduling
- Billing
- E-claims
- Statements
- Treatment Planning
- Recalls
- Clinical charting
- Document center
- Perio charting
- PSR exam
- Electronic prescription writing
- Time clock
- Advanced scheduling
- 13 months of toll free phone support
- 4 Hours of Training
- ADA codes
- Credit card module
- Text/email patients
- Office messaging
- Auto clinical notes
- Lab tracking
- and much more!

Single computer \$2349
Networks up to 8 computers \$4249*

SPECIAL OFFER

Complete Sensor & Practice Management Bundle



Package includes everything from the DentiMax Bundle Plus these digital imaging items:

- DentiMax Imaging Software, 5-workstation License
- Size 1 Digital Sensor
- Size 2 Digital Sensor
- Two Hours of Training
- 18-month Manufacturer Warranty (5-year warranty available)
- Instructional Video
- Sensor Positioners



Networks \$17,999

(Practice management software license is for 8 computers; imaging software license is for 5 computers; call for more computers.)

“I’ve been involved in the dental industry for over 27 years and can unequivocally say that DentiMax is an excellent tool for both new and existing dental practices. Used in combination with documented practice business systems, DentiMax will help increase your practice’s cash flow and productivity while making your workflow smooth and transparent to patients. It is wonderful to see such a complete software package that is so intuitive and easy to use.”

— Dr. Roger P. Levin, DMD Jersey City, NJ

Come by booth #1774 at the CDA to checkout our amazing, over-the-top show specials!

All show specials expire last day of show!

Call (800) 704-8494 • www.dentimax.com



**GLOBAL DENTAL
IMPLANT ACADEMY**

One-on-One Private Implant Dentistry Mentorship



The future of dentistry is in your hands!
Make headway with Implant dentistry...





The One-on-One Mentorship™ Training in Implant Dentistry

The One-on-One Mentorship™ Program

One-on-One Dental Implant training program is design for clinicians with minimal exposure and is interested in advancing in the field of implant dentistry. The One-on-One mentorship program offers a team of qualified faculties for you to choose from. Along with the private mentor, the participating clinician will also have access to innovated lectures given by our GDIA directors and special guest lecturers throughout the year. This private mentor program training consists of 9 Modules and participants will receive 63 CE units from the California Dental Board at time of completion.

Detailed course description [9 full days of training]:

[1-2 Modules] All day lectures



[3-8 Modules] Total of 6 full-days of clinical case mentoring on: x-ray, treatment planning, case selection and hands-on live patient surgery.

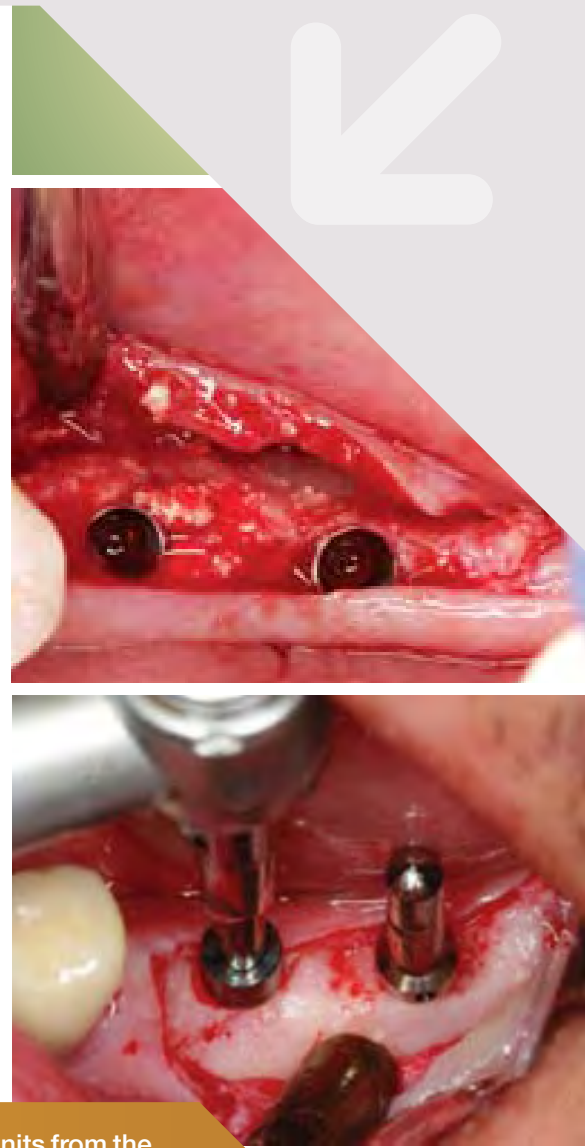
[9 Modules] Lecture: "incorporating dental implants to your everyday practice" [all office staffs welcome!]

**Participants of One-on-One Mentorship program are encouraged to charge patients for dental implants placed.

Benefits of the Participants

- 1) Certificate of Completion from GDIA
- 2) Program Handbook & Study Guide
- 3) **Textbook:** *Contemporary Implant Dentistry* 3rd Ed. by Carl E. Mish (a \$187 value)
Dental Office Medical Emergencies 4th Ed. by Lexi-Comp (a \$67 value)
- 4) One year membership for International Congress of Oral Implantologists (ICOI - a \$350 value)
- 5) One year membership for GDIA (a \$295 value)





The One-on-One Mentorship™ Program

This “One-on-One” advanced on-site implant training program offers 64 CE units from the California Dental Board. “One-on-One” training program is integrated with didactic, clinical observation, and hands-on surgery. This program consists of 9 days of hands-on implant training, where an on-site qualified GDIA mentor will guide and supervise live-implant surgery as needed. In addition, the participating office staffs will enhance knowledge in patient care implant procedure and implant equipment set-up and handling, giving you the essential skills and knowledge for a successful future in implant dentistry!

Course Outline

- | | |
|-------------------------|---|
| Module 1 & 2 | 2 full day sessions of didactic course |
| Module 3 to 8 | 6 full days of clinical case mentoring, including hands-on, live patient care (surgery and restorative sessions) with the GDIA Mentor |
| Module 9 | 1 day team session “incorporating dental implants to everyday practice” |


The Mentors of GDIA



Nick Bautista, DDS



Cary D. Brown, DDS



Diaa Samir Fahmy, DDS



David Farivar, DMD



Rene Ghotanian, DDS



Arash Hakhamian, DDS



Khai M. Ma, DDS



Malek Mansour, DDS,
MAGD, PhD



Amik Maytesyan, DDS



Charles C. Park, DDS



W. Eric Park, DDS



Vinod Rana, DDS



Saied Razi, DDS,
PhD, CDT



Roger D. Sohn, DDS



Cameron Torabi, DDS



Vincent Wang, DDS, MS



Roy Yoo, DDS, MS



Sanjeev Sharma, DDS



Alex L. Nguyen, DDS


The Directors of GDIA



Jin Y. Kim, DDS, MPH,
MS, FACD



Jason M. Yamada, DDS,
MS



Tony Daher, DDS,
MEd, FACP



Please contact
GDIA at
T. 323-617-4141
or send us the registration
form via e-mail of fax:

Tuition: \$19,000 (Member) / \$25,000 (Non-member)
CE Credit: 63 CEU

*Refunds are granted only if a written cancellation notification is received at least 21 days before the course. 50% of the tuition minus processing fee will be refunded if cancellation occurs within 14 days before this course. No refund is granted afterwards. A \$75 fee is withheld for processing. For additional registrations, xerox and send.

E-mail:
info@GlobalImplantTraining.com
Fax:
323-677-4363

Live-Patient Surgery Training Course in Tijuana, Mexico

Friday Apr 26, 2013 ~ Monday Apr 29, 2013
Friday May 24, 2013 ~ Monday May 27, 2013
Friday Aug 2, 2013 ~ Monday Aug 5, 2013
Friday Oct 18, 2013 ~ Monday Oct 21, 2013

14 CE

Course Description

The Hands-on Live Patient Surgery course is an advance session that will cover Maxillary Sinus Augmentation, Guided Bone Regeneration (GBR), and Soft Tissues procedures. This program is open to clinicians with previous exposure to implant dentistry. Participants will receive **14 CE Units** from the California Dental Board at the time of completion. All hands-on cases are selected and pre-screened by GDIA faculties before date of surgery. All surgical materials and instruments will be provided. Each participant is expected to see as many patients in the time allocated. This course will be held in Tijuana, Mexico and requires 3 nights stay. Participants are responsible for check-in at San Diego and transportation from San Diego to Tijuana will be provided. Lodging and meals will be provided in a safe and comfortable hotel facility.



Course Schedule

Day 1 Friday

- 5:00PM Meet at San Diego International Airport.
Travel across the border to Tijuana via transportation provided by GDIA
- 7:00PM Check-in at hotel, and orientation begins after dinner



Day 2 Saturday

- 8:00AM Breakfast
- 8:00AM - 9:00AM Surgery Planning
- 9:00AM - 12:00AM Surgery
- 12:00PM - 1:00PM Lunch
- 1:00PM - 5:00PM Surgery
- 5:00PM - 6:00PM Back to hotel
- 6:00PM - 8:00PM Dinner & Surgery case review

Day 3 Sunday

- 8:00AM Breakfast
- 8:00AM - 9:00AM Surgery Planning
- 9:00AM - 12:00AM Surgery
- 12:00PM - 1:00PM Lunch
- 1:00PM - 5:00PM Surgery
- 5:00PM - 6:00PM Back to hotel
- 6:00PM - 8:00PM Dinner & Surgery case review

Day 4 Monday

- 8:00AM Breakfast
- 8:00AM - 9:00AM Surgery Planning
- 9:00AM - 12:00AM Surgery
- 12:00PM - 1:00PM Lunch
- 1:00PM - 4:00PM Surgery
- 4:00PM - 5:00PM Back to hotel
- 5:00PM - 7:00PM Dinner & Surgery case review
- 7:00PM - 9:30PM Back at San Diego International Airport



Grand hotel tijuana
www.grandhoteltj.com



San Diego
International Airport

Leading Instructors



Jin Y. Kim, DDS, MPH, MS, FACD
GDIA Director



W. Eric Park, DDS
GDIA Mentor

Registration form

Course	Tuition		Qty.	Subtotal
	Member	Non - Member		
One-on-One Mentorship	\$19,000	\$25,000		
Live-Patient Surgery Training Course	\$8,500	\$10,500		

Grand Total: _____

Registration Information

Name: _____

License No: _____

Address: _____

City: _____ State: _____ Zip Code: _____

Phone: _____ Cellular Phone: _____

Fax: _____ E-mail: _____

Specialty: _____ Current Implant System: _____

Method Of Payment

Please make check payable to Global Dental Implant Academy [GDIA] and mail to:
 Global Dental Implant Academy [GDIA]
 5455 Wilshire Blvd Ste. 950, Los Angeles, CA 90036
 Office: (323) 617-4141 Fax: (323) 617-4145

Total Credit Change: \$ _____

Card Type: VISA MASTER AMEX

Credit Card No.: _____

Exp. Date : _____ Billing Zip Code : _____

Signature : _____ Date : _____

*Refunds are granted only if a written cancellation notification is received at least 21 days before the course. 50% of the tuition minus processing fee will be refunded if cancellation occurs within 14 days before this course. No refund is granted afterwards. A \$75 fee is withheld for processing. For additional registrations, xerox and send.

Live-Patient Surgery Training Course in Tijuana, Mexico

Mark Your Dates Now!

Friday Apr 26, 2013 ~ Monday Apr 29, 2013
Friday May 24, 2013 ~ Monday May 27, 2013
Friday Aug 2, 2013 ~ Monday Aug 5, 2013
Friday Oct 18, 2013 ~ Monday Oct 21, 2013

14 CE



GDIA

The logo consists of a dark brown background. A thick, yellow rope with a black outline is coiled into a rectangular shape with rounded corners, framing the central text. At the top center of the rope, there is a knot. In the center of the rope frame is a horizontal yellow oval with a white outline. Inside this oval, the words "XCEL SEMINARS" are written in a bold, black, sans-serif font.

XCEL SEMINARS



5th Annual Comprehensive Dental Skills Series

Knott's Berry Farm Resort Hotel

May 19, 2013: OSHA, Infection Control & the California Dental Practice Act

Nancy Andrews, RDH, has entertaining methods to help the dental team navigate the sea of state and federal regulations.

June 23: Achieving Long-term Composite Success

Dr. Lou Graham, is back by popular demand for a brand new topic! He is an expert in conservative dentistry and an exceptionally educational and entertaining speaker.

July 21: Comprehensive Pediatric Dentistry for GP's

Dr. Carla Cohn lectures internationally on risk assessment, prevention, behavior management and restorative treatment options for children.

Sep. 22: Minor Ortho and Appliance Therapy for Adults and Children

Dr. Rob Vies has been practicing for almost 30 years, was a professor at USC for 12 years and lectures nationally on restorative dentistry and appliance therapy.

Oct. 27: Modern Ceramic Restorations—Work Smarter, Not Harder

Dr. Faroud Hakim is Vice Chair of the Department of Restorative Dentistry at University of the Pacific and also maintains a private practice. He discusses complex rehabilitations to conservative single tooth restorations.

Nov. 10: Enriching your Restorative Dentistry with the Latest Materials and Techniques

Dr. Jeff Brucia is in private practice, an Associate Professor at the University of the Pacific and is the Present Chair of the California Dental Association Board of Managers.

The Knott's Berry Farm Resort Hotel

7675 Crescent Ave, Buena Park, CA

(Beach Blvd Exit off the 5, 405 & 91 Fws)

**ALL COURSES ARE ON SUNDAYS & 7 CA & AGD CE's EACH
\$139 EACH OR THE ENTIRE 6 COURSE SERIES
(42 CA & AGD CES) FOR ONLY \$475**

**BONUS
HANDS-ON
COURSE:
ONLY
\$229**

Nov. 24, 2013: Hands-on Pediatric Dentistry *Dr. Fred Margolis*

COURSE SERIES
SPONSORED BY:



Doxa



SDI



COURSE TOPICS

OSHA, Infection Control and the CA Dental Practice Act: This course will not only entertain you and your staff but will enable attendees to meet license renewal requirements and state and federal requirements for OSHA Bloodborne Pathogen training, the California Dental Practice Act and Infection Control.

Achieving Composite Success: This course will review the very latest products and techniques that truly will allow you to take a refreshed look at composite procedures and ensure your long term success, including: Understanding and solving the top three reasons why sensitivity does occur and how easy they are to resolve ♦ How lights, glass ionomers and composites all fit together to ensure long lasting asymptomatic restorations ♦ The very latest in caries removal, single tooth anesthesia, low shrink/stress composites and how these will all change your approach to composites ♦ Case-by-case examples of Class I, II, IV, V, composites and the very latest on sealants ♦ Anterior combination casework that combines direct and indirect approaches with lab communication tools, all with the philosophy of "Conservative Dentistry"

Comprehensive Pediatric Dentistry: Dr. Cohn shares behavior management, many of the "everyday questions" that parents ask, the latest trends in decay, and a plethora of preventative strategies and restorative techniques applicable to GPs. Attendees will learn how to: complete an examination for infant, toddler and school aged children, effectively manage kid's and parental behavior and answer parents concern with confidence ♦ recognize the stages of dental disease ♦ use a risk assessment tool ♦ prevent caries from progressing ♦ provide different restorative options ♦ Esthetic facings for stainless steel crowns and chairside/laboratory steps ♦ Esthetic space maintainers and their easy fabrication

Minor Ortho and Appliance Therapy: Dr. Veis will teach how to add interceptive orthodontics for children and appliance therapy minor tooth movement to your cosmetic cases, including: Helping children with simple space maintenance, anterior crossbites, posterior crossbites and eliminating bad habits from causing malocclusion ♦ Recognize the stages of dental disease ♦ Techniques to fix anterior crowding ♦ Minor tooth movement and veneers ♦ An easy 6 month braces technique ♦ Keeping patients by making final retainers ♦ New proven to control periodontal disease

Modern Ceramic Restorations: With the explosion in ceramic material choices in today's indirect restorative arena, practitioners often find themselves puzzled about what type of crown to prescribe for a given indication. Special emphasis will be placed on strategies and techniques that lead to optimal outcomes with regards to quality, while increasing speed and productivity. Real strategies will be provided to the audience to maximize the efficiencies in their crown and bridge practice while delivering long lasting and beautiful restorations that increase patient satisfaction! The course aims to demystify the selection criteria. The audience will learn: current ceramic classes ♦ selection rubric ♦ indications across anterior, posterior, single and multi-unit ♦ preparation design ♦ full-proof impression techniques ♦ cementation vs. bonding rationale ♦ modern supportive armamentarium and gadgetry

Restoratives Update: It is estimated that more than 80% of restorative failures are due to clinical error. This lecture course provides an overview of the restorative options and a comprehensive discussion of the ever-changing world of dental adhesives, guiding you through the collection of materials and techniques available for both direct and indirect restorations, including: The options available in adhesive systems including the new advancements in Glass Ionomers ♦ Eliminating the frustration of post-operative sensitivity and restorative failure ♦ The materials and techniques for Class I, II & V restorations ♦ Techniques and materials for repairing porcelain fractures ♦ Achieving predictable esthetic results with anterior implants ♦ Techniques for the preparation, impressions, temporization, lab communication, material selection and cementation of indirect restorations.

Hands-on Pediatric Restorations (an additional fee is required for this course): Today's parents demand the best restorations of their children and teen's teeth for function and esthetics. Discussions will include: Glass ionomers, resinomers, composites, and various types of crowns ♦ Esthetic facings for stainless steel crowns and chairside/laboratory steps ♦ Esthetic space maintainers and their easy fabrication ♦ Enamel microabrasion, direct-bonded and porcelain veneers for teenage patients. **Hands-on will include:** Class I and II primary molar prep ♦ Class I and II primary molar restoration ♦ Pulpotomy prep and use of dentin replacement materials ♦ Stainless steel crown preparation ♦ NuSmile crown preparation- molar

REGISTRATION

TUITION	6 COURSE SERIES	EACH INDIVIDUAL COURSE
More than 14 days before an event	Dentist: \$475 , Staff: \$275 Add \$229 for the Pedo Hands-on Course	Dentist: \$139, Staff: \$119 \$329 for the Pedo Hands-on Course
Less than 14 days before an event	Dentist: \$495, Staff: \$295 Add \$249 for the Pedo Hands-on Course	Dentist: \$159, Staff: \$139 \$349 for the Pedo Hands-on Course

Fees include continental breakfast, CE credits and free hotel parking. Registration is at 7:30am, the course is 8am-3:30pm. It is an extra \$20 fee for all onsite and walk-in registrations.

Last Name _____ First Name _____ Email _____ Phone _____

Address _____ City _____ State _____ Zip _____

Cancellation Policy: Series registration is non-refundable. For individual courses, with written cancellation at least 14 days prior to a seminar, a refund will be issued less a \$50 cancellation fee. No refund or credit less than 14 days from an event.

Additional registrants _____ Course Dates: _____ Total Amount _____

Register online at www.xcelseminars.com

Mail checks to: Xcel Seminars, PO Box 441745, Aurora, CO 80044 • If you have any questions please call Erin at 310-663-4055

Although Xcel Seminars does have sponsorship relationships with dental manufacturers and suppliers, we are dedicated to providing only evidence-based information in our courses.



Approved PACE Program Provider FAGD/MAGD Credit Approval does not imply acceptance by a state or provincial board of dentistry or AGD endorsement. (10/01/11) to (09/30/2015) We are a California Board Approved provider, permit #4536, Valid until 7/31/13

COURSE TOPICS

OSHA, Infection Control and the CA Dental Practice Act: This course will not only entertain you and your staff but will enable attendees to meet license renewal requirements and state and federal requirements for OSHA Bloodborne Pathogen training, the California Dental Practice Act and Infection Control.

Achieving Composite Success: This course will review the very latest products and techniques that truly will allow you to take a refreshed look at composite procedures and ensure your long term success, including: Understanding and solving the top three reasons why sensitivity does occur and how easy they are to resolve ♦ How lights, glass ionomers and composites all fit together to ensure long lasting asymptomatic restorations ♦ The very latest in caries removal, single tooth anesthesia, low shrink/stress composites and how these will all change your approach to composites ♦ Case-by-case examples of Class I, II, IV, V, composites and the very latest on sealants ♦ Anterior combination casework that combines direct and indirect approaches with lab communication tools, all with the philosophy of "Conservative Dentistry"

Comprehensive Pediatric Dentistry: Dr. Cohn shares behavior management, many of the "everyday questions" that parents ask, the latest trends in decay, and a plethora of preventative strategies and restorative techniques applicable to GPs. Attendees will learn how to: complete an examination for infant, toddler and school aged children, effectively manage kid's and parental behavior and answer parents concern with confidence ♦ recognize the stages of dental disease ♦ use a risk assessment tool ♦ prevent caries from progressing ♦ provide different restorative options ♦ Esthetic facings for stainless steel crowns and chairside/laboratory steps ♦ Esthetic space maintainers and their easy fabrication

Minor Ortho and Appliance Therapy: Dr. Veis will teach how to add interceptive orthodontics for children and appliance therapy minor tooth movement to your cosmetic cases, including: Helping children with simple space maintenance, anterior crossbites, posterior crossbites and eliminating bad habits from causing malocclusion ♦ Recognize the stages of dental disease ♦ Techniques to fix anterior crowding ♦ Minor tooth movement and veneers ♦ An easy 6 month braces technique ♦ Keeping patients by making final retainers ♦ New proven to control periodontal disease

Modern Ceramic Restorations: With the explosion in ceramic material choices in today's indirect restorative arena, practitioners often find themselves puzzled about what type of crown to prescribe for a given indication. Special emphasis will be placed on strategies and techniques that lead to optimal outcomes with regards to quality, while increasing speed and productivity. Real strategies will be provided to the audience to maximize the efficiencies in their crown and bridge practice while delivering long lasting and beautiful restorations that increase patient satisfaction! The course aims to demystify the selection criteria. The audience will learn: current ceramic classes ♦ selection rubric ♦ indications across anterior, posterior, single and multi-unit ♦ preparation design ♦ full-proof impression techniques ♦ cementation vs. bonding rationale ♦ modern supportive armamentarium and gadgetry

Restoratives Update: It is estimated that more than 80% of restorative failures are due to clinical error. This lecture course provides an overview of the restorative options and a comprehensive discussion of the ever-changing world of dental adhesives, guiding you through the collection of materials and techniques available for both direct and indirect restorations, including: The options available in adhesive systems including the new advancements in Glass Ionomers ♦ Eliminating the frustration of post-operative sensitivity and restorative failure ♦ The materials and techniques for Class I, II & V restorations ♦ Techniques and materials for repairing porcelain fractures ♦ Achieving predictable esthetic results with anterior implants ♦ Techniques for the preparation, impressions, temporization, lab communication, material selection and cementation of indirect restorations.

Hands-on Pediatric Restorations (an additional fee is required for this course): Today's parents demand the best restorations of their children and teen's teeth for function and esthetics. Discussions will include: Glass ionomers, resinomers, composites, and various types of crowns ♦ Esthetic facings for stainless steel crowns and chairside/laboratory steps ♦ Esthetic space maintainers and their easy fabrication ♦ Enamel microabrasion, direct-bonded and porcelain veneers for teenage patients. **Hands-on will include:** Class I and II primary molar prep ♦ Class I and II primary molar restoration ♦ Pulpotomy prep and use of dentin replacement materials ♦ Stainless steel crown preparation ♦ NuSmile crown preparation- molar

REGISTRATION

TUITION	6 COURSE SERIES	EACH INDIVIDUAL COURSE
More than 14 days before an event	Dentist: \$475 , Staff: \$275 Add \$229 for the Pedo Hands-on Course	Dentist: \$139, Staff: \$119 \$329 for the Pedo Hands-on Course
Less than 14 days before an event	Dentist: \$495, Staff: \$295 Add \$249 for the Pedo Hands-on Course	Dentist: \$159, Staff: \$139 \$349 for the Pedo Hands-on Course

Fees include continental breakfast, CE credits and free hotel parking. Registration is at 7:30am, the course is 8am-3:30pm. It is an extra \$20 fee for all onsite and walk-in registrations.

Last Name _____ First Name _____ Email _____ Phone _____

Address _____ City _____ State _____ Zip _____

Cancellation Policy: Series registration is non-refundable. For individual courses, with written cancellation at least 14 days prior to a seminar, a refund will be issued less a \$50 cancellation fee. No refund or credit less than 14 days from an event.

Additional registrants _____ Course Dates: _____ Total Amount _____

Register online at www.xcelseminars.com

Mail checks to: Xcel Seminars, PO Box 441745, Aurora, CO 80044 • If you have any questions please call Erin at 310-663-4055

Although Xcel Seminars does have sponsorship relationships with dental manufacturers and suppliers, we are dedicated to providing only evidence-based information in our courses.



Approved PACE Program Provider FAGD/MAGD Credit Approval does not imply acceptance by a state or provincial board of dentistry or AGD endorsement. (10/01/11) to (09/30/2015) We are a California Board Approved provider, permit #4536, Valid until 7/31/13