



SURGICAL DDS360



Specialty Surgical Care...In Your Office

Stay Open in a Crisis with Emergency Services

Turn every Endodontic Treatment Day into a \$10,000+ Production Day for Your Practice

Our System

Three Visits 1-2 Weeks
Final Crown
All in your office!

- Weeks to Revenue
- Patient out of pain 1st Visit
- Total Control
- Receive Financial Reward from RCT



Patient Comes in with Pain



Great News Ms. Jones, I'll get you out of pain Today!
My Root Canal expert will be here in a week or so and they will do your Root Canal in my Office. Often that same day, I can put on your final Crown so you do not have to come back



Open and Medicate
Prep Tooth/Temp
Take the Deposit for Crown



Patient leaves In Comfort



Comes back to Your office



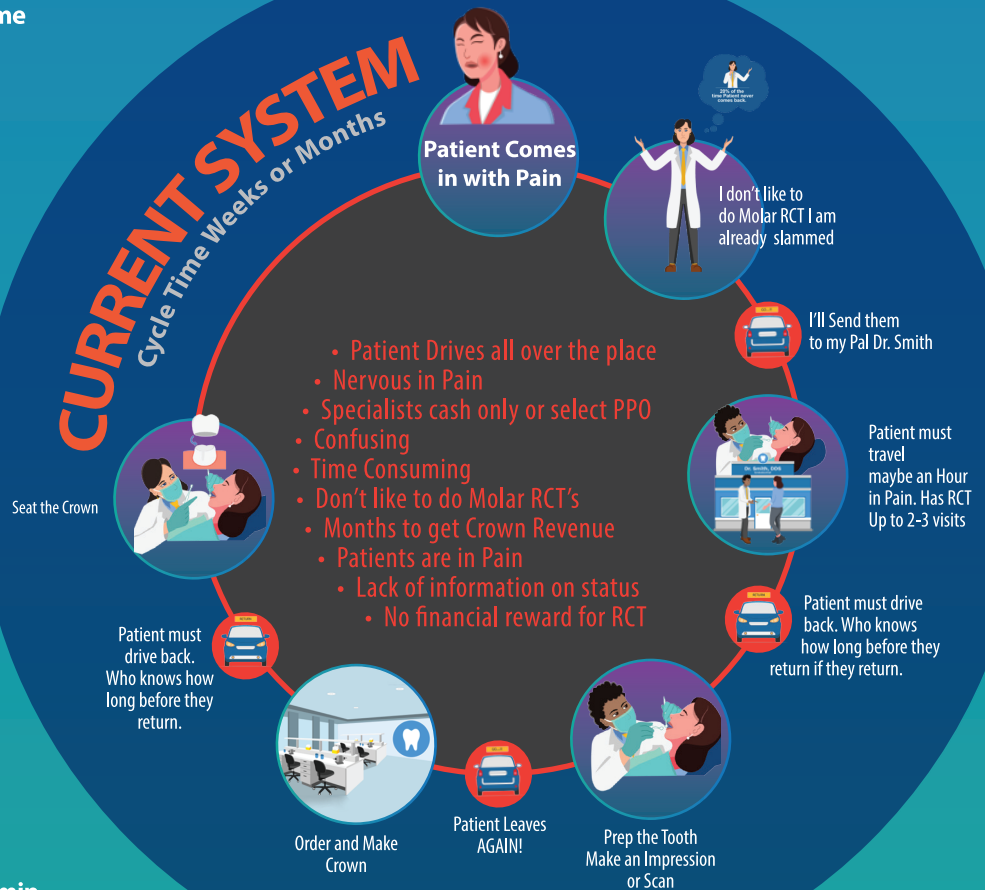
SDDS360 does RCT



GP Scans for Crown
SDDS360 Mills Crown
GP Seat Crown
Entire visit is often 90 min

CURRENT SYSTEM

Cycle Time Weeks or Months



For More Information: info@sdds360.com



Specialty Surgical Care...In Your Office

HOW DOES THIS WORK

1 VISIT



Patient Presents with a Hot Tooth



Diagnosis and Treatment plan Open and Medicate Crown Prep/Temp



Patient out of Pain Front Desk takes a Deposit for Crown and using SDDS360 portal creates an Appointment for next surgical day



Patient goes home out of pain



Patient Registers on Mobile Device Fills out HHX, signs consents, and Financial Arrangements

2 VISIT

SURGICALDDS360 Team arrives at 7:30AM on the scheduled Surgical Day. Equipped with a Cone Beam Scanner, a mobile Crown Milling Unit, Intraoral scanner, and all the equipment needed to treat up to 10-11 surgical Patients



Patient Returns On Scheduled Day.



Patient Receives a CBCT Scan



DDS performs RCT



Crown is Milled



Referring Dentist Seats Final Crown



Patient Returns Next day for Post-Op with Referring Dentist Final Disposition.

- 16 Years of Mobile Specialty Dental Experience
- Serving over 250 Locations in 11 States
- Advanced Surgical Training Center in Irvine, CA
- PACE Certified
- Included consulting services to grow your Practice
- Backed by a Team of World Class Clinicians
- Each Mobile Trailer equipped with CBCT

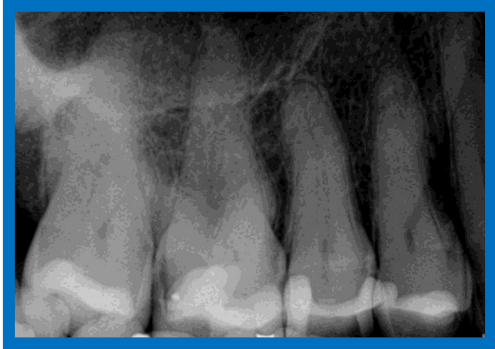
- Receive Daily Rent and Post-Op Mgt Fee
- CAD/CAM crown milled same day of Endo
- You prep/seat and bill for the Crown no Lab
- Our Service includes everything, Supplies, Equipment, even billing and Collections
- Other services coming Implants, OS, Perio

For More Information: info@sdds360.com

The logo consists of a thick, yellow rope with a black outline, coiled into a rectangular frame. At the top center of the frame, the rope is knotted. In the center of the frame is a large, horizontal, light-yellow oval with a thin white border. Inside this oval, the words "CORNERSTONE TRAINING INSTITUTE" are written in a bold, black, serif typeface.

CORNERSTONE TRAINING INSTITUTE

Build Your Practice with the “SMART 30 Minute Root Canal”™



Go From this



To this in 30 Min

80% of General Dentist perform RCT everyday in their practice. However, many acknowledge they sometimes struggle. Often they simply refer them out. After performing over 1 million RCT procedures our group of 40 Endodontist have discovered a way to massively simplify this process and have successfully trained many General Dentist to do these procedures in 30 min or less.

“The SMART 30 Minute RCT™” stands for the Safe Measured Affordable Reliable Tested method that any General Dentist can learn and use in their practice the following Monday. Register today for this two day hands on workshop. Seating is limited to 14 attendees.

“Great course! Very easy to follow and understand. Systematic approach made me feel comfortable doing an RCT after taking this course next week. -Raymond M, DDS

“Great experience. I enjoyed the hands-on experience. Instructors were great to work with and very knowledgeable.” - Mike K, DDS

Course Dates: 2020: 9-25/26; 10-23/24; 11-20/21; 2021: 1-29/30

Tuition \$2,995 for 2 full days of Lecture, Hands On, and Live Surgery


(Special offer **\$300** off if you register with code **DTI120** before Sept. 20)

Included in Tuition:

- ♦ Hotel Accommodation and Full Hot Breakfast (Up to a **\$500** value)
- ♦ Hosted Gourmet Dinner Friday Night
- ♦ Bring up to 2 Staff Members at no charge (Hotel for Staff not included)
- ♦ All equipment needed and 5 “SMART RCT” kits to take home (**\$2,000** value)
- ♦ Support for your 1st 5 cases to ensure your success

Register Today at www.CTIdental.org or call 1-(877) 237-3636

Full refund if you cancel up to 48 hours before Seminar



Course Director
Dr. Ahmad Alnatour, DDS
Harvard Endodontic Graduate
Inventor of the
“The SMART 30 Min RCT”



PACE
ACADEMY of
GENERAL DENTISTRY
PROGRAM APPROVAL
FOR CONTINUING
EDUCATION

14 Hours of CE

Cornerstone Training Institute
Nationally Approved PACE Program
Provider for FAGD/MAGD credit.
Approval does not imply acceptance by
any regulatory authority or AGD endorsement.
5/01/2019 to 5/31/2020
Provider ID# 389708

9950 Irvine Center Drive, Irvine, CA 92618



ESTHETIC PROFESSIONALS

ADVANCED FIXED PROSTHODONTICS MENTORSHIP (MASTER COMPLEX RESTORATIVE)

The primary goal of this residency program is to show every dentist how to be successful in diagnosing, staging, and completing comprehensive restorative cases that every practice contains. Is it time for you to stop neglecting lucrative complex cases because of a lack of knowledge or because you did not know how to plan treatment stages the average patient can afford?

TREAT AN ADVANCED PROSTHODONTIC PATIENT

- DIAGNOSTIC PROCEDURES
- TREATMENT ACCEPTANCE
- OCCLUSAL ANALYSIS AND PLANNING
- SEQUENCING
- SOFT TISSUE MANAGEMENT
- PROVISIONALIZATION
- PATIENT MANAGEMENT
- CONTEMPORARY MATERIALS
- CHANGING VERTICAL DIMENSION
- ESTHETICS
- AND MORE



Limited to 10 Residents

STARTS SEPTEMBER 25

COMPREHENSIVE ESTHETIC AND RESTORATIVE MENTORSHIP

More than 28 topics

Lecture/Hands-on/Clinic

STAIR STEP I

STARTS OCTOBER 2

Digital Imaging and Communication-Photography, Esthetic Diagnosis-Analysis-Design and Treatment Planning-Direct Anterior Esthetic Restorations-Materials and Adhesion Update-Occlusion I - Solving Difficult Esthetic Problems

STAIR STEP II

Anterior Direct Veneers-Anterior Crowns, Bridges and Provisionals-Conservative Bridge Alternatives-Implants I-Posterior Indirect Restorations-Same Day Digital Dentistry/ Technology Update-Periodontics I-Ceramic Veneer Series-Indirect Materials Update-Psychology of Success-Tips and Tricks for Complex Cases

STAIR STEP III

Applying Knowledge Clinically-Simplifying Complex and Full Mouth Restorative cases-Occlusion Part II-Ceramic Staining-Color Analysis

PLEASE INQUIRE FOR PRICING

818-654-7102

ESTHETICPROFESSIONALS.COM

**Incentives and
Group Discounts**

ESTHETIC PROFESSIONALS COURSE SCHEDULE

HANDS-ON / CLINICAL COURSES

SEPTEMBER

- 11 -EP Giving Back to the Dental Community (free)
- 25 -Advanced Fixed Prosthodontics Mentorship (starts)
- 25 -Introduction to Segmenting Complex Reconstructions and Occlusion for the GP
- 26 -Diagnostic Procedures and Pre-restorative Therapy

OCTOBER

- 2 -Comprehensive Esthetic and Restorative Mentorship (starts)
- 2 -Occlusion Part I: What you Need to Know to Stay out of Trouble Plus Pain Management and Prevention: Quick Splint
- 2 -Annual Posterior Direct Alternatives: Materials and Techniques
- 3 -Understanding Esthetic Parameters and Design Diagnosis and Treatment Planning: Part I

NOVEMBER

- 6 -Anterior Bonding Part I: Class IV and Diastema Closure
- 7 -Digital Communication: Intra-Oral and Portrait Photography Workshop (Team Program)
- 14 -Provisionals to be Proud of (Team Program)

JANUARY

- 15 -Anterior Bonding Part II: Mastering the Anterior Direct Veneer
- 16 -Mastering Indirect Esthetic Restorations Mentorship (starts)
- 16 -AM Anterior Crowns, Bridges, conservative Alternatives, Provisionals
- PM Getting Started in Implant Dentistry
- 23/24 -Treating the Completely Edentulous Patient
All on 2, 4, 6, 8,...

ESTHETICPROFESSIONALS.COM

