

The logo features the text "XCEL SEMINARS" in a bold, black, sans-serif font, centered within a yellow oval. This oval is surrounded by a thick, yellow rope border that forms a rectangular shape with rounded corners. The rope has a detailed braided texture and is set against a solid brown background.

XCEL SEMINARS



13th Annual Comprehensive Dental Skills Series

Four Points Sheraton San Jose

Dec. 17, 2017: The Four Quarters of the Root Canal Game: Become More Effective, Efficient and Excellent in Endodontics!

Dr. Reid Pullen was a general dentist in the Army before becoming an Endodontist and is uniquely suited to teach GPs about Endodontic care.

Jan. 14, 2018: Hands-On Biomimetic-Minimally Invasive Posterior Restorations

Dr. Troy Schmedding has been a practicing cosmetic and restorative dentist for the last 20 plus years speaks on both esthetic and restorative dentistry.

Jan. 28, 2018: Contemporary Restorative Trends: Separating Fact from Fiction

Dr. Dan Ward serves as editor of the ASDA Journal and is also an Assistant Clinical Professor at The Ohio State University and in private practice in Columbus, Ohio.

Feb. 25: Updates in Pediatric Dentistry: Treating Tiny Tots to Teens

Dr. Lance Kisby has practiced & taught for 35 years, started two pedo residency programs and edited the Journal of Pediatric Dentistry.

**Four Points Sheraton San Jose 1471 N 4th St, San Jose, CA 95112 (408) 452-0200
(Minutes from 680 & 101 Fwys)**

**ALL COURSES ARE ON SUNDAYS & 7 CA & AGD CEs EACH
\$185 EACH LECTURE, \$399 FOR HANDS-ON
BIOMETRICS OR THE ENTIRE 4 COURSE
SERIES (28 CA & AGD CEs) FOR ONLY \$549**

COURSE SERIES
SPONSORED BY:



kuraray



**Dentsply
Sirona**
Academy



COURSE TOPICS

Mastering the Root Canal Game: *Learn basic and advanced endodontic tips and tricks to increase endodontic confidence and mastery, including:* Endodontic diagnosis and pulpal testing, case selection, and associated anesthetics ♦ Irrigation protocols during negotiation, instrumentation, and prior to obturation ♦ Discuss in detail access, coronal negotiation, coronal flare, negotiation to working length, obtaining an accurate working length, and an open glide path ♦ Nickel-Titanium rotary and reciprocation files ♦ Sealer and obturation of the root canal system ♦ Post-op instructions and pain management

Hands-on Biomimetic Restorations: *The main focus in dentistry the past decade has been fast adhesive techniques. Unfortunately, many of these techniques can result in negative patient outcomes. This workshop will demonstrate stress-reduced composite placement techniques that dramatically increases dentin bond strengths (77% - 400%) as well as how to raise sub-gingival margins & prepare for indirect ceramic onlays, including:* How to virtually eliminate post-operative sensitivity ♦ How to select restorative materials based-on structural integrity of remaining tooth structure ♦ How to prep for onlay restorations ♦ How to conservatively identify & remove infected tooth structure ♦ Practice, hands-on, these techniques for a large Class II Restoration, with an onlay!

Contemporary Restorative Dentistry: *Modern dentistry is ever changing with new materials and techniques. Long held beliefs may not always be accurate and it is difficult to decide which to implement. With our aging population it is also important to use age-appropriate restorative materials. His subjects will include:* review the development of dentin bonding agents and understand the challenges including post operative sensitivity, MMPs, aprismatic enamel and hydrolyzation ♦ Review the improvements in composites including pre-polymerized, glass ionomer, spherical, and nano fillers and new resin polymers ♦ Updated pulp capping protocols ♦ New products that improve patient- new tooth whitening systems, anesthesia buffering, sonically activated composite systems & resin infiltrated micro-invasive techniques ♦ Crown & bridge materials to simplify treatment ♦ Innovative smile design to predictably produce esthetic smile outcomes

Updates in Pediatric Dentistry: *This course features a comprehensive update in Pediatric Dentistry, including:* New psychological insights and research on Behavior Guidance, the dental implications for the increase in Autism, preterm births ♦ ADHD caries formation and prevention as well as how to perform a CAMBRA caries risk assessment ♦ How using Xylitol, Fluoride Varnish, MI Paste, Chlorhexadine, and sealants are effective preventive measures ♦ Indirect Pulp Caps and MTA/Biodentine pulpotomies. ♦ New designs in tooth preparation & when to use GIC, RMGI's, and a new flowable composite for Class I to Class V preps ♦ Diagnosis and treatment of simple and complex traumatic injuries in addition to a simple method for splinting.

TUITION	4 COURSE SERIES MEMBERSHIP	EACH INDIVIDUAL COURSE
More than 14 days before an event	Dentist: \$549 Staff: \$349	Dentist: \$185 Staff: \$149 \$399 for the Hands-on
Less than 14 days before an event	Dentist: \$569 Staff: \$369	Dentist: \$205 Staff: \$169 \$419 for the Hands-on

Fees include continental breakfast, CE credits and free hotel parking. Registration is at 7:30am, the courses are 8am-3:30pm. It is an extra \$20 fee for all onsite and walk-in registrations.

Last Name _____ First Name _____ Email _____ Phone _____

Address _____ City _____ State _____ Zip _____

Cancellation Policy: Series registration is non-refundable. For individual courses, with written cancellation at least 14 days prior to a seminar, a refund will be issued less a \$50 cancelation fee. No refund or credit less than 14 days from an event.

Additional registrants _____ Course Dates: _____ Total Amount _____

Register online at www.xcelseminars.com

Mail checks: Xcel Seminars, PO Box 441745, Aurora, CO 80044 • If you have any questions please call Janine at 480-717-2230 • Fax: (866) 332-5891

Although Xcel Seminars does have sponsorship relationships with dental manufacturers and suppliers,
we are dedicated to providing only evidence-based information in our courses.



Approved PACE Program Provider FAGD/MAGD Credit Approval does not imply acceptance by a state or provincial board of dentistry or AGD endorsement. (10/01/15) to (09/30/2019) We are a California Board Approved provider, permit #4536.

The logo features a thick, yellow rope with a black outline, forming a rectangular border with rounded corners. The rope is knotted at the top center. Inside this border is a yellow oval with a white outline. The text "PEARSON DENTAL" is written in a bold, black, sans-serif font across the center of the oval.

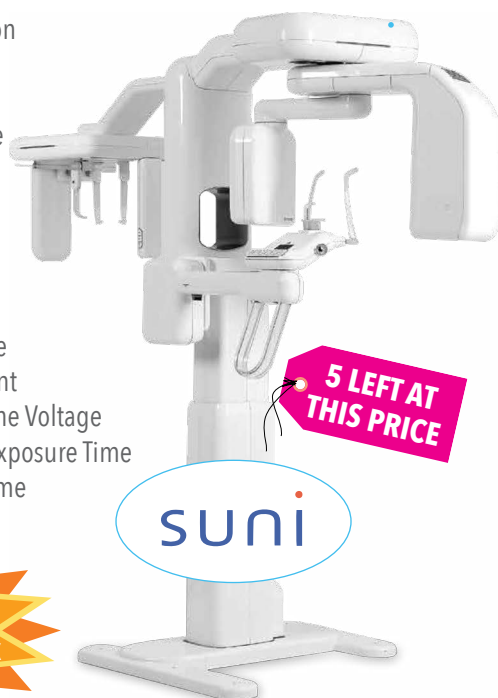
PEARSON DENTAL

PearsonDental

(800) 474-2299 | www.pearsondental.com

SUNI 3D CBCT W/CEPH

- Super Bite Wing Function
- Full FMX Mode
- 5 Year Warranty
- Q3D Operation Software
- Q3D Imaging Software
- 4x5 to **16x14** FOV
- 75 μ m
- 0.5mm Focal Spot
- 5 ° Target Angle
- 60 to 90 kV Tube Voltage
- 40 to 12 mA Tube Current
- 110v/120v, 50/60 Hz Line Voltage
- 9 to 17 sec Panoramic Exposure Time
- 7.7/14.5 CT Exposure Time



STARTING
\$995/Mo. + tax

HYPERION X5 3D CBCT

- Easy 3D/2D Diagnostics
- IRYS Imaging Software
- 10x10 FOV
- 2' x 2' Footprint
- 80 μ m Voxel Size
- SMART (Streak Metal Artifacts Reduction Technology)
- Adult/Child Pan
- Morphology Recognition Technology
- Dentition, Bitewing, & Maxillary Sinus
- Installation, Training, & Support



\$59,995.00

*PRICING MAY CHANGE WITHOUT NOTICE

J. MORITA 3D CBCT W/CEPH

- **5 Year Parts and Labor Warranty**
- 4x4 to 10x8 FOV
- New 3D Reuleaux Full Arch FOV Offers Full Arch Scan
- Seven Pre-Programmed Panoramic Functions with Magnification Options
- Super High Resolution: 125 μ m (micrometer) Fine Voxel



STARTING
\$895/Mo. + tax

HYPERION X9 3D CBCT W/CEPH



3
in 1

- 11x8 FOV
- IRYS Imaging Software
- Installation, Training, & Support
- 75 μ m Voxel
- Morphology Recognition Technology
- Adult/Child Pan
- Dentition, Bitewing, & Maxillary Sinus

STARTING
\$895/Mo. + tax

www.pearsondental.com

ALL PRICING INCLUDES INSTALLATION, TRAINING, & SUPPORT

PearsonDental

(800) 474-2299 | www.pearsondental.com

**SAME DAY
CROWNS!**

OPERATORY CHAIR PACKAGES

R7 INTERNATIONAL



- Anthos R7 Chair
- Venus Plus-L LED Light
- Assistant's Vac Pack
- Anthos R7 Unit
- Smart Touch Display

**ASK ABOUT
25% OFF SPECIAL
PRICING!**

ANTHOS DRR090 PACKAGE



- Anthos A7 Dental Chair
- DRR090 Delivery System
- Belmont 501 Clesta Unit Mount Light

\$9,995.00

QUOLIS 5000 PACKAGE



- Belmont Quolis 5000 Dental Chair
- Quolis or Evogue Delivery Unit w/Rear Vac Pkg
- Bel Halo or Clesta LED Light

**STARTING
\$14,995.00**

MARUS NUSTAR DENTAL CHAIR



\$3,750.00

NSK STANDARD/MINI HANDPIECES

NSK SLOW SPEED KIT



NSK Pana-Max PLUS



NSK Pana-Max STANDARD

\$296.00

NET PRICE

\$230.00

NET PRICE



Model NAC-EC



Model EX-204



Model EX-6B

**Buy 4
Get 1
Free**

**\$420.00
NET PRICE**

*PRICING MAY CHANGE WITHOUT NOTICE

www.pearsondental.com

ALL PRICING INCLUDES INSTALLATION, TRAINING, & SUPPORT

PearsonDental

(800) 474-2299 | www.pearsondental.com

**NEW OFFICE
SPECIALS!**

NEW OFFICE

COMPLETE PACKAGE

- 3 Belmont/DRR090/Ciesta LED Operatories
- 3 Dr./Asst. Stool Set
- 1 Progeny Preva DC X-Rayt
- 1 Midmark M9 Sterilizer
- 1 Airstar 22 Compressor
- 1 Vacstar 20 Vacuum
- 1 Tsunami Ultrasonic Cleaner

\$39,995.00



OPTIONAL EVOGUE PACKAGE PICTURED

TECHNOLOGY

PACKAGE

- MyRay X5 3D CBCT 10x10 FOV
- CLIO Size 1 & 2 Digital Sensor
- ClioSoft Imaging Software
- Claris Intraoral Camera
- Training

\$61,995.00



myray



PREMIUM TECHNOLOGY

PACKAGE

- SUNI IQ 3D CBCT PAN CEPH 16x14 FOV
- SuniRay 1 & 2 Sensor
- Prof. SUNI Software (5 Lic)
- SuniCam HD Intraoral Camera
- Training

\$88,995.00



suni



*PRICING MAY CHANGE WITHOUT NOTICE

www.pearsondental.com

ALL PRICING INCLUDES INSTALLATION, TRAINING, & SUPPORT

**END OF 2017
BLOWOUT!**

CAD/CAM SPECIALS

E-MAX WET MILL PACKAGE

- Roland DWX-4W
- Exocad
- Porcelain Furnace
- PC
- Compressor
- 3M Scanner
- Training
- Includes **FREE** MoonRay D100 3D Printer

\$59,995.00

HYBRID CERAMIC/ZIRCONIA DRY MILL PACKAGE

- Roland DWX-4
- Exocad/Exocam
- PC
- Dust Collector
- 3M Scanner
- Training
- Includes **FREE** MoonRay D100 3D Printer

\$45,995.00

DWX-4



Roland®

PC



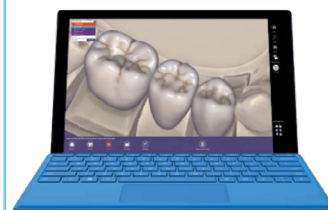
Digital Healthcare
Computers

D-100



MoonRAY S

SOFTWARE




exocad

SCANNER



3M Science.
Applied to Life.™

TRAINING



Pearson

DUST COLLECTOR



QUATRO
AIR TECHNOLOGIES INC.

DWX-4W



Roland®